

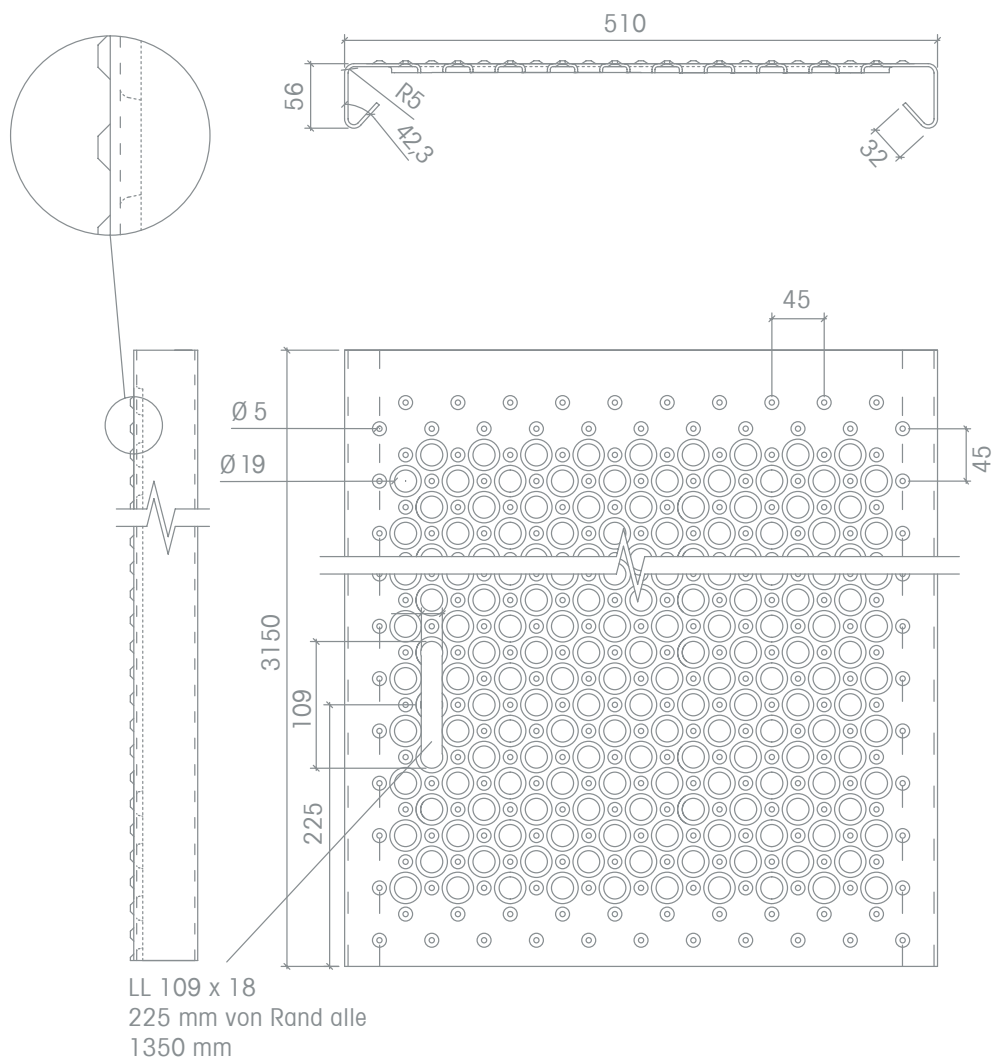
## MEISER Couvrazed

Safety gangplank  
for accessing sensitive roofs

## MEISER Couvrazed – Simple to lay. High level of safety. Extremely light.

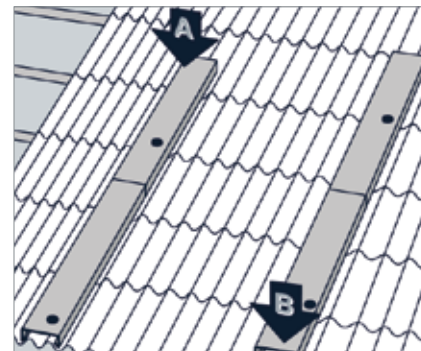
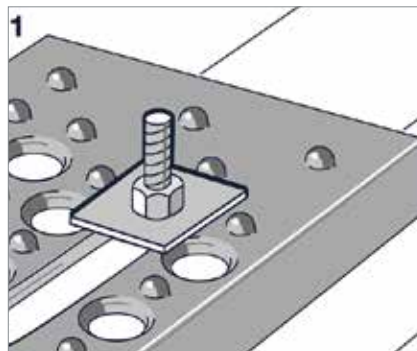
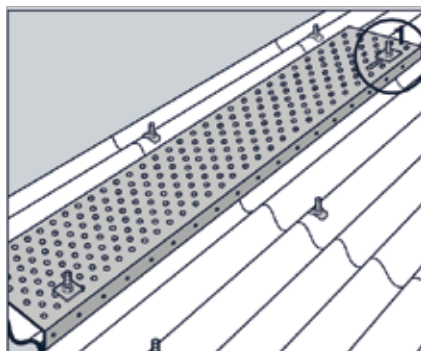
Couvrazed slip-resistant metal profile planks have been developed by MEISER for increased safety, especially for working on unstable roofs. The perforated, embossed surface structure reduces slipping by 37%. The specially angled edges make Couvrazed particularly suitable for corrugated roofs. The aluminium planks can be put in place quickly and easily due to their low weight of 15 kg.

MEISER delivers Couvrazed as a kit consisting of two planks with corresponding fixing elements. Assembly instructions are of course also included.



## Access from the roof gutter to the roof ridge Laying parallel to the corrugated roofing

Planks are applied with the folded edges facing downwards



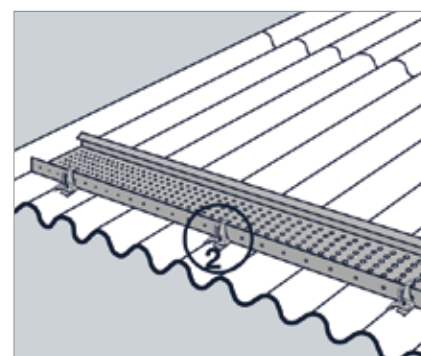
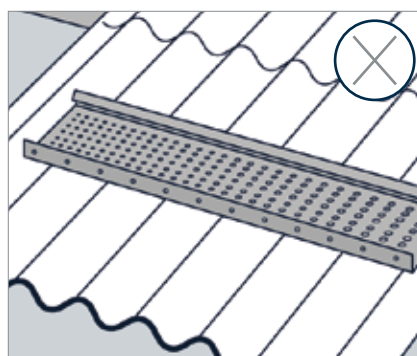
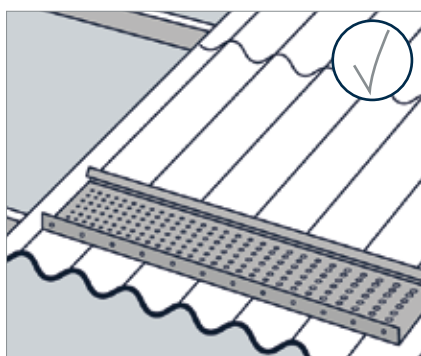
In order to prevent the plank from tilting due to load on A or B, these two points

must be fixed by means of a plate (or disc) to the fixing clips (hooks with nut,

etc.) of the corrugated roof elements.

## Access from gable to gable Laying perpendicular to the corrugated roofing

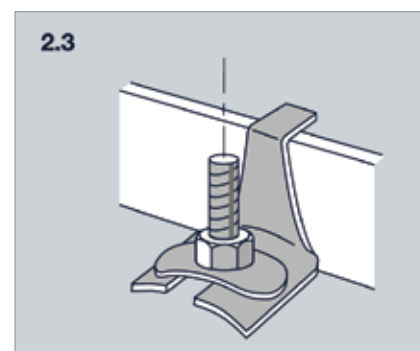
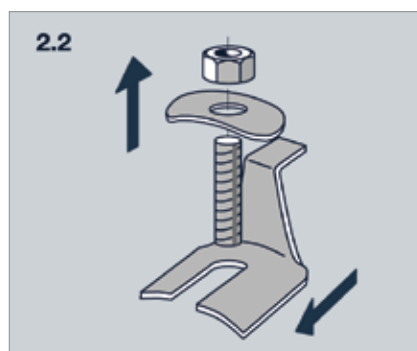
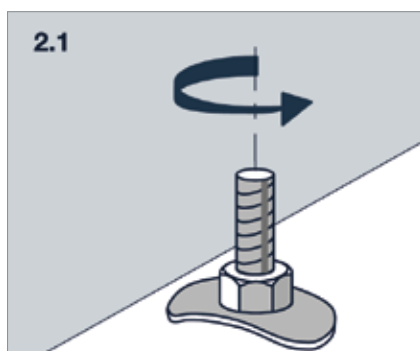
Planks are applied with the folded edges facing upwards



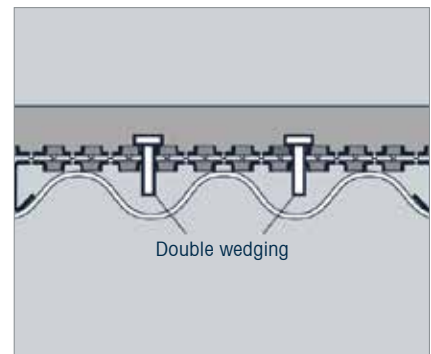
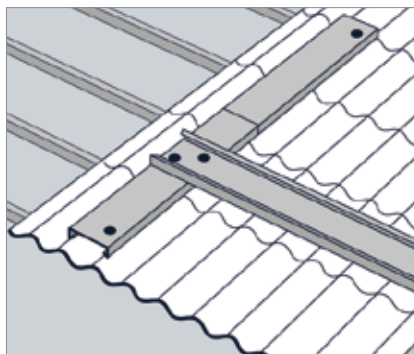
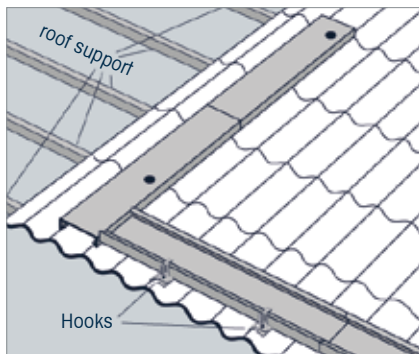
The planks have to lie along a rafter and

never between it.

Assembly of the safety fasteners.



### Combined laying (parallel or perpendicular to the corrugated roofing)



Here the aforementioned laying types, on the one hand, can be combined taking the respective assembly guidelines into consideration.

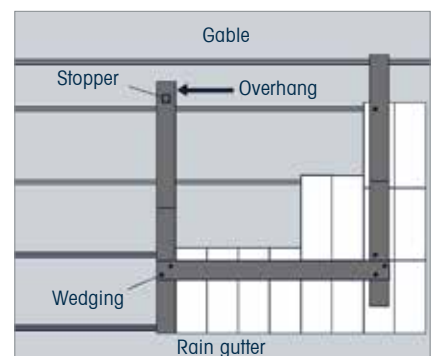
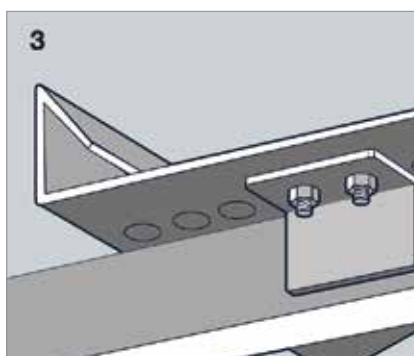
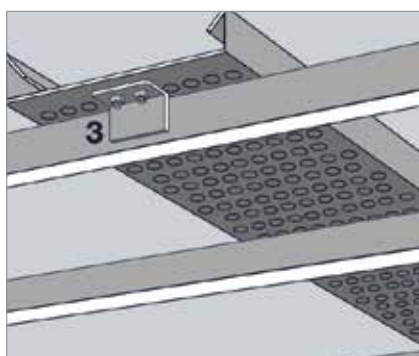
On the other, planks can also be connected to each other:

- planks parallel to the corrugated roofing: these must be fixed at two points each, as already described.
- planks perpendicular to the corrugated roofing: these must be bolted onto at least two planks, which are parallel to the corrugated roofing.

In this case, the perpendicular plank can be positioned anywhere. The connection must be performed with suitable bolts through two holes of both planks arranged on top of each other. The diameter of the bolt heads must be bigger than the holes in the planks.

### Use directly on the roof beams

Planks are applied with the folded edges facing upwards



The fixation of the plank or several connected planks is done by means of a stopper. It consists of an angle 50 x 100 x 5 mm with a length of 70 mm of which the short section has two drill-holes with a diameter of Ø18mm.

The angle is fixed with two M16 bolts on the bottom side of the plank, in order to hook in the plank at the roof support. Avoid overhangs. If unavoidable, the area of the overhang must not be accessed and must be secured accordingly!

Example of a combined use directly on the rafters and partly on the corrugated roof elements.

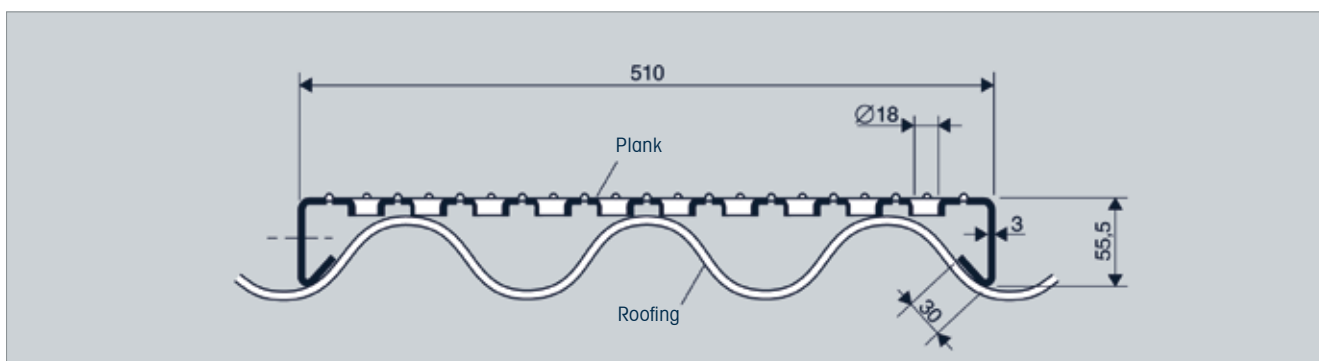
## Connection of two planks



If two planks are connected at the ends, an additional plank is required as working surface during the assembly.

Pluggable connection elements Couvrazed.

## Technical description



Monoblock plank made from aluminium (AlMg3 H111)

- Strength: 3 mm
- Width: 510 mm
- Height: 55,5 mm
- Length: 3.150 mm
- Inside folded edges: 30 mm for reinforcing
- Weight: 15,3 kg

- Also contained in the set: Pluggable connection elements, safety stops
- contact surface: Size 3150 x 510 mm; with downwards punched profile with a diameter of Ø18mm. In regular off-set layout, which allows fluids to run off. The upwards punched profile offers multidirectional anti-skid-properties. This ensures a high level of safety and comfort when walking on

inclined surfaces.

- packaging unit:  
2 planks,  
4 pluggable connection elements,  
4 safety stops,  
1 operating instructions.

Packaged in stretch foil with reinforced ends.

## Usage information

These elements do not replace the applicable safety regulations: helmets, nets, banisters, etc.

Maximum inclination 40%. Maximum imposed load 100 kg for a span width of 2.25m. Attention when working close to power lines:

- ... minimum distance of 3 m in the case of voltage under 57,000 volt
- ... 5 m in the case of voltage equal or above 57,000 volt.



### Simple to lay

Only 2 safety stops and 2 safety hooks are required to quickly fix each element and also to disassemble it again with ease. Every Couvrazed set is supplied in a foil packaging with reinforced ends, assembly instructions are included.



### High level of safety

Couvrazed provides a high level of safety when working on all roofs with a sensitive covering layer with the multidirectional slip-resistant surface up to an inclination of 40% \*\*.

The workmen are reassured that they will not fall through the roof, thus work under better conditions leading to them being faster and more productive.

\*\* Load limited to 100 kg in the case of a span width of 2.25 m.



### Extremely light

The special, highly corrosion-resistant aluminium alloy ensures the low weight of 15 kg per plank and thus also a simple handling.



## Further MEISER products

MEISER is primarily known as a leading manufacturer of open bar grating. We complement our range of industrial floor coverings with sheet metal profile grating and GRP grating. Channel grates are combined with channel bodies developed by us to form a drainage system made of steel. Furthermore, over the past few years MEISER has diversified even more strongly

and is particularly active as a service provider in the field of steel processing and hot dip galvanising. We have made a name for ourselves as a provider of complete stairway systems. We offer slit strips in black and galvanised form, while in our forming plant we produce vineyard fence posts and supporting profiles for open-air solar modules. Our own tool construction

and mechanical engineering facilities position us to develop new products through to production readiness at low competitive cost. From discussions with our customers, items such as fall protection mats (spotwelded wire meshes), for example, have been created, which are often installed at factories in the automotive industry.



GRATING



PROFILE GRATING



STAIRCASES



SCAFFOLDING



GRP



FALL PROTECTION MATS

## Contact

Gebrüder Meiser GmbH  
Edmund Meiser Straße 1  
D-66839 Schmelz-Limbach

Phone +49 (0) 68 87 - 3 09-0  
Fax +49 (0) 68 87 - 3 09-3000  
Email [info@meiser.de](mailto:info@meiser.de)

Meiser Vogtland GmbH & Co. KG  
Am Lehmteich 3  
D-08606 Oelsnitz

Phone +49 (0) 37 421 - 50-0  
Fax +49 (0) 37 421 - 50 2120  
Email [info@meiser.de](mailto:info@meiser.de)

[www.meiser.de](http://www.meiser.de)

